

CombiPrime 'H'

Horizontal self-priming centrifugal pump



System characteristics

The CombiPrime 'H' is a part of the CombiSystem, a family of different pump types having a high inter-changeability in parts.

The CombiPrime 'H' dimensions and hydraulic performance meet DIN 24255.

The CombiPrime 'H' is self-priming by means of a built-in vacuum pump allowing handling of fluids with dissolved air (gas) or exclusively air during the suction/ starting period. The integrated vacuum pump operates on the liquid ring principle.

Applications

The CombiPrime 'H' is suitable for handling low viscosity, clean liquids when self-priming is required.

Pump specifics

- Large air displacement capacity, shortening suction times
- No need for compressed air
- The built in vacuum pump will drive out any dissolved air (gas) during normal operation
- Compact and modular design
- Compact and modular design
- High interchangeability in spare parts between different sizes thus limiting spare parts stock levels

Technical data

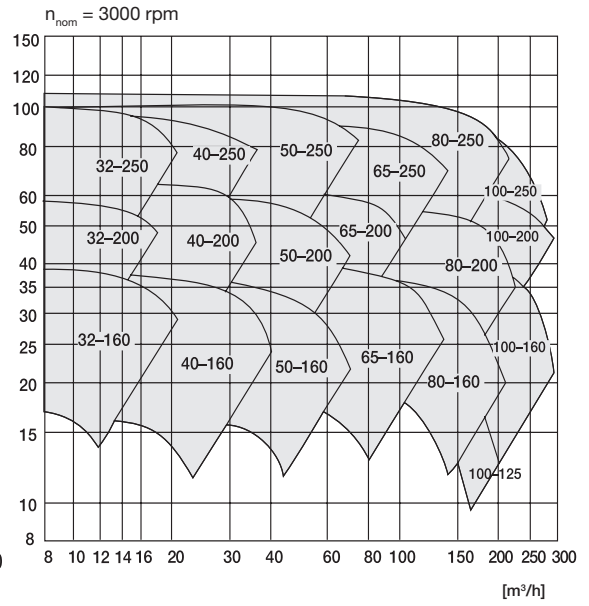
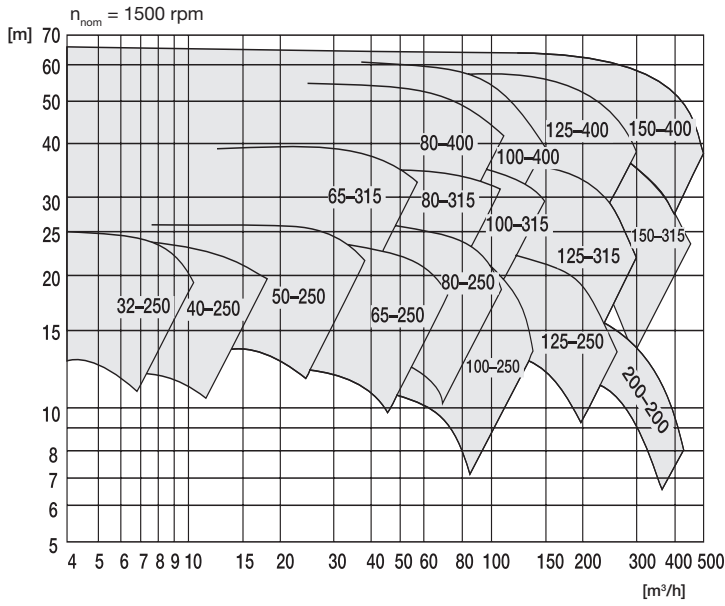
Maximum capacity:	500 m ³ /h
Maximum delivery head:	100 m
Maximum liquid temperature:	80°C
Maximum operating pressure:	10 bar (1000 kPa)
Maximum speed:	3600 rpm

Materials

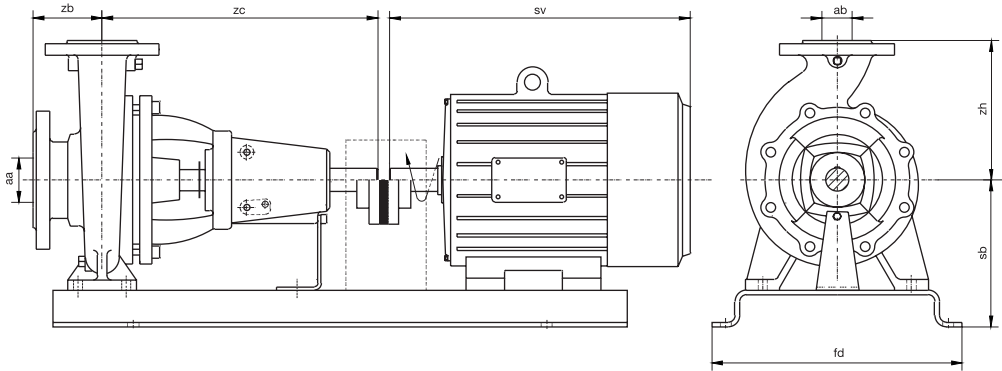
Pump casing	Cast iron	Bronze	
Impeller	Cast iron	Bronze	Alu-bronze
Pump shaft	Chromium steel	Stainless steel	
Shaft sleeve	Stainless steel		
Pump cover	Cast iron	Bronze	
Vacuum pump parts	Cast iron	Bronze	
Air wheel	Bronze		
Bearing bracket	Cast iron		

Other materials on request

Performance data



Dimensions



Combi Prime "H"	ISO 7005 PN 16		zb	zh	sb	fd
	aa	ab				
32-160	50	32	80	160	177	433
32-200	50	32	80	180	205-223	433-473
32-250	50	32	100	225	243-260	473-545
40-160	65	40	80	160	177-223	433-473
40-200	65	40	100	180	205-223	433-473
40-250	65	40	100	225	243-260	473-545
50-160	65	50	100	180	205-223	433-473
50-200	65	50	100	200	205-280	433-545
50-250	65	50	100	225	243-280	473-545
65-160	80	65	100	200	205-280	433-545
65-200	80	65	100	225	225-280	433-545
65-250	80	65	100	250	263-280	473-545
65-315	80	65	125	280	305	545
80-160	100	80	125	225	225-280	433-545
80-200	100	80	125	250	243-410	473-748
80-250	100	80	125	280	280-410	545-748

Combi Prime "H"	ISO 7005 PN 16		zb	zh	sb	fd
	aa	ab				
80-315	100	80	125	315	330	545
80-400	125	80	125	355	370	658
100-125	100	100	125	250	225-260	433-545
100-160	125	100	125	315	280-340	545-658
100-200	125	100	125	280	280-410	545-748
100-250	125	100	140	280	305-410	545-748
100-315	125	100	140	315	330	545
100-400	125	100	140	355	370-380	658
125-250	150	125	140	355	330	545
125-315	150	125	140	355	370-380	658
125-400	150	125	140	400	405-445	658-748
150-315	200*	150	160	400	410	748
150-400	200*	150	160	450	445	748
200-200	200*	200*	200	400	370	658

sv: depending on motor-frame size. ISO 7005 PN 16 DIN 2533



Johnson Pump B.V.

